























## SOLID COLORS

Nova White	Folkstone Grey	Stainless	Calamare	Charcoal Graphite	Black	
						
NW	FG	ST	CA	CH	BL	Thermofused Laminate
HPNW	HPFG	HPST	HPCA	-	HPBL	High Pressure Laminate
RTNW	RTFG	RTST	RTCA	-	RTBL	Rigid Thermofoil

## WOOD GRAINS

Hardrock Maple	Finnish Oak	Inspiration	Amati Walnut	Shadow Oak	
					
HM*	FO	IP	AW	SO*	Thermofused Laminate
HPHM	HPFO	HPIP	HPAW	HPSO	High Pressure Laminate
RTHM	-	-	RTAW	RTSO	Rigid Thermofoil
Heritage Maple	Rustik Cherry	Wild Cherry	Summer Flame	Honduras Mahogany	
					
HE*	RU*	WC*	SU*	MH*	Thermofused Laminate
-	HPRU	HPWC	HPSU	HPMH	High Pressure Laminate
-	RTRU	-	RTSU	-	Rigid Thermofoil

## TEXTURED WOOD GRAINS

Acacia	Concrete Grooves	Ginger	Kindle	Cocoa Bean	Blackwood	
						
AC	CG	GT	KD	CB	BW	Thermofused Laminate
HPAC	HPCG	HPGT	HPKD	HPCB	HPBW	High Pressure Laminate
-	-	-	-	-	-	Rigid Thermofoil

### Notes:

Each finish indicates which finish type the material is available in. (Thermofused laminate, High Pressure Laminate, Thermofoil and Textured Laminate)

\* indicates available in 1.5" Thick Board.

**Edge Trim**—All Finishes have a matching Edge band trim where applicable.

Open line High Pressure Laminates are available and can be specified by laminate supplier #. (i.e. Wilsonart, Formica, Arborite, Pionite)

**Important**—The finishes shown above are close representations of the real finish however they are not 100% accurate. For final selection always use real sample finish swatches which are available upon request.